

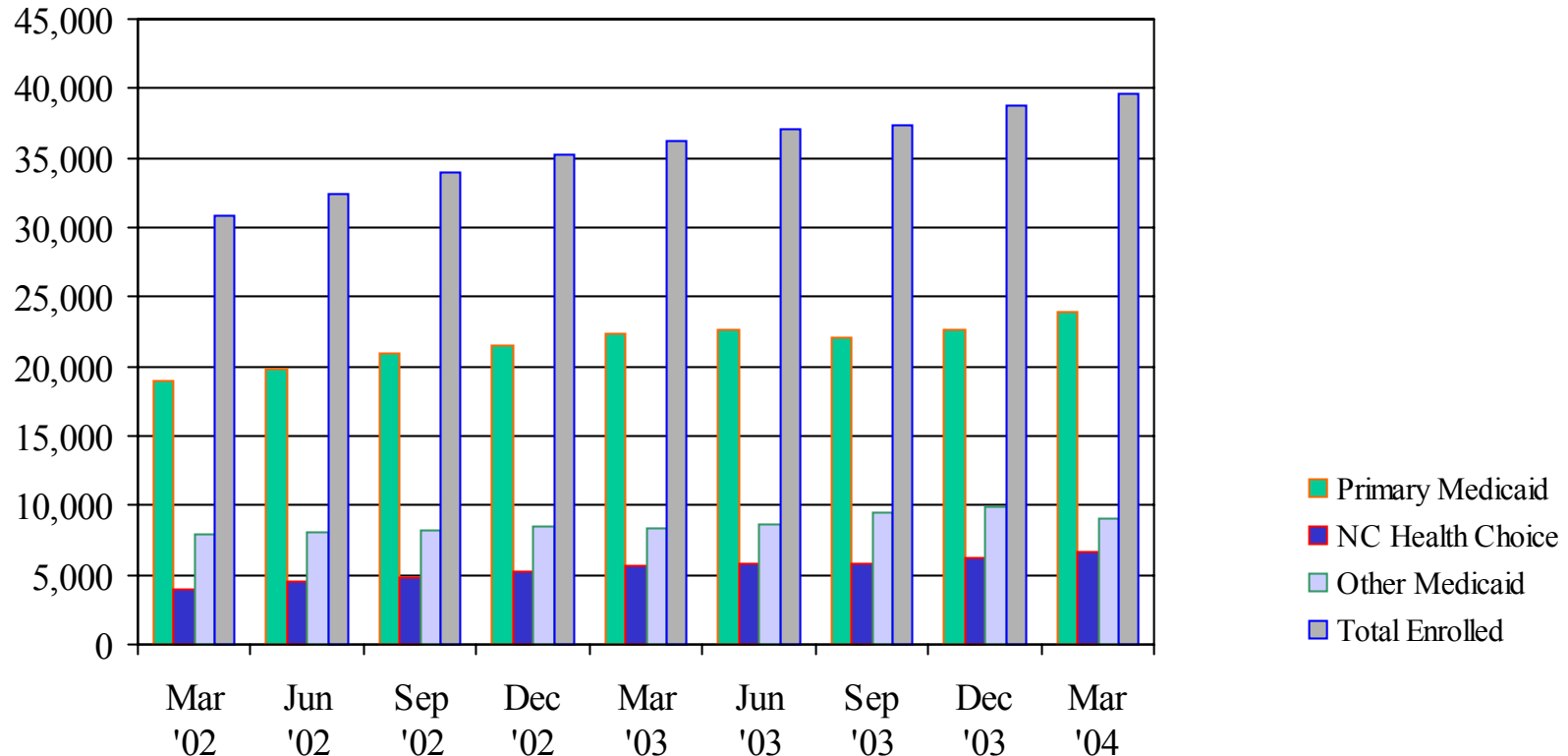
# Public Health Insurance Enrollment in Wake County

A report on the number of children applying for, receiving and losing  
Medicaid and NC Health Choice.

Revised: April 2004

# Children Covered by Public Health Insurance

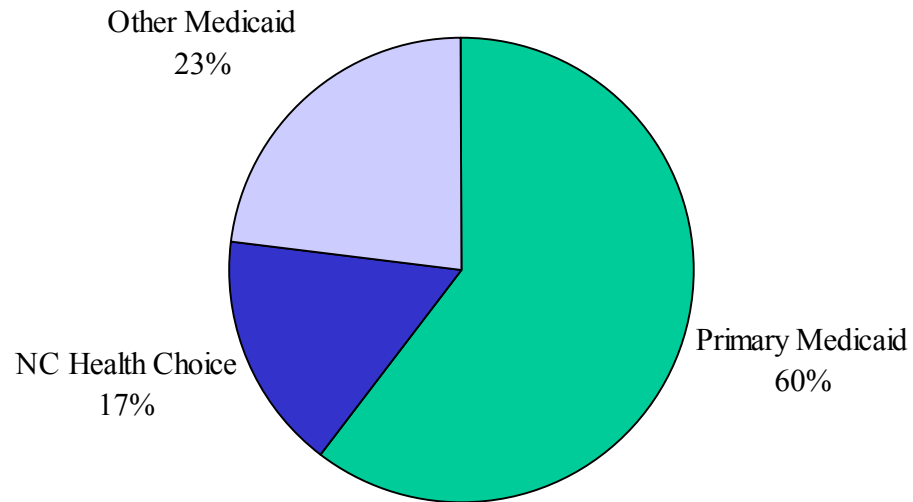
The additional 8,700 Wake County children enrolled from March 2002 to March 2004 is a 28% increase. NC Health Choice grew by 67%. Primary Medicaid enrollees increased by 26% (nearly 5,000 children). The year one 17% growth rate dropped across all categories to 9% in year two. Average growth of 1,345 children the first four quarters fell to an average 844 the second four quarters.



# Children Covered by Public Health Insurance

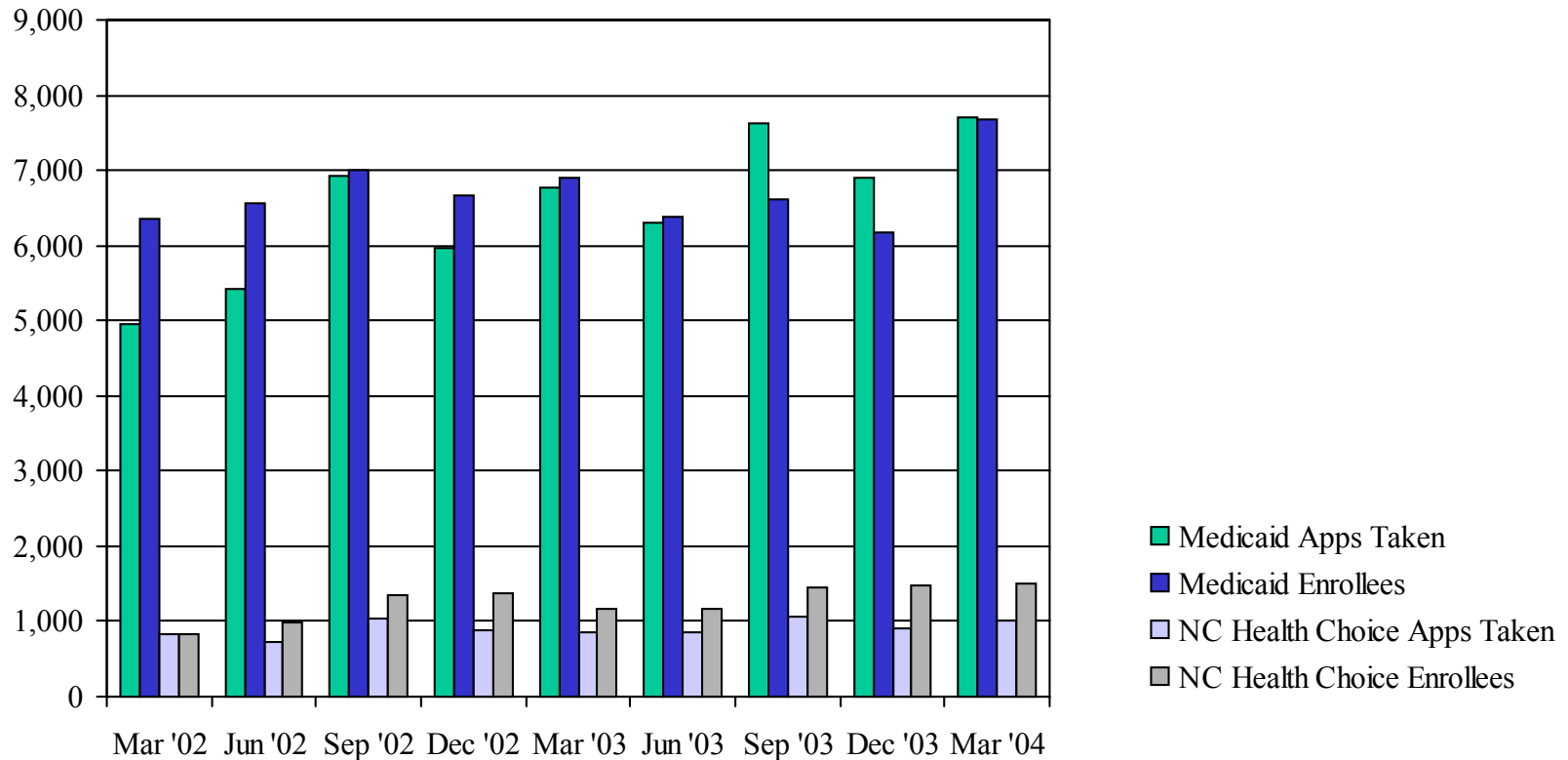
NC Health Choice children (living in households from 100 to 200 percent of poverty) were 13% of those covered by public health insurance in 2002.

The number of primary Medicaid and 'Other' enrollees also grew in 2003, but not at such a rapid rate.



# New Enrollees in Public Health Insurance

The number of new children enrolled in NC Health Choice and Medicaid each quarter rose to the 8,000 level in the first year, then tapered off to the 7,600 range. With the exception of the last quarter, new enrollee growth has averaged approximately 7,800 children each quarter.



# Medicaid Preventive Care

Preventive care is an opportunity for early detection and treatment. Well-child participation rates in Wake County remain higher than state rates, but have been vulnerable to policy changes. This year the 3 and 4 year olds who received screenings dropped significantly and nearly 7,000 of all eligible children did not receive recommended screening.

	<b>2000 / 2001</b>	<b>2001/2002</b>	<b>2002/2003</b>
Participation Ratio	70.4	75.4	72.4
# of eligibles who should receive at least 1 initial or periodic screening	19,344	21,916	24,473
# of eligibles receiving at least 1 initial or periodic screening	13,615	16,524	17,719